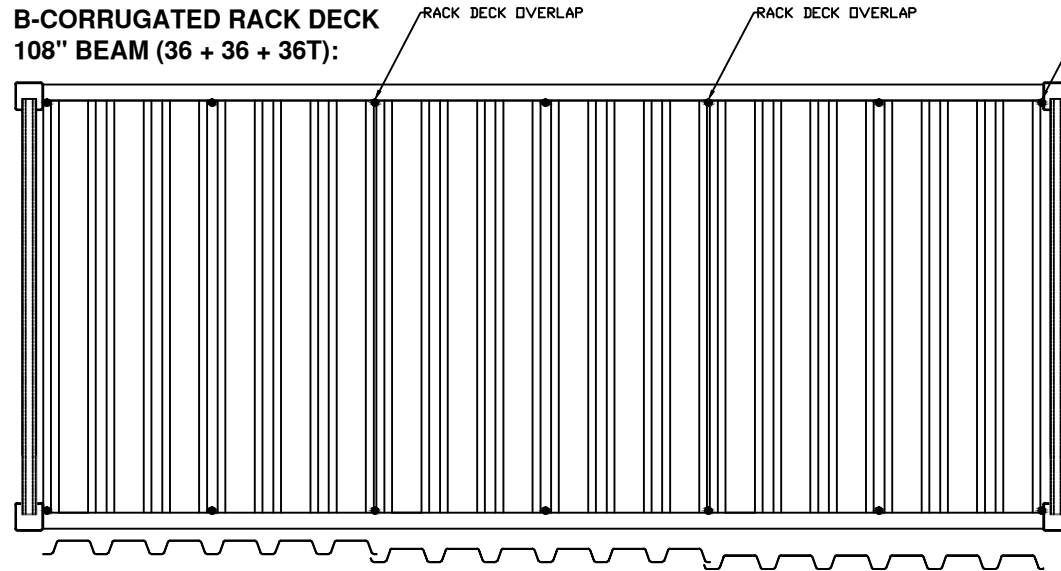
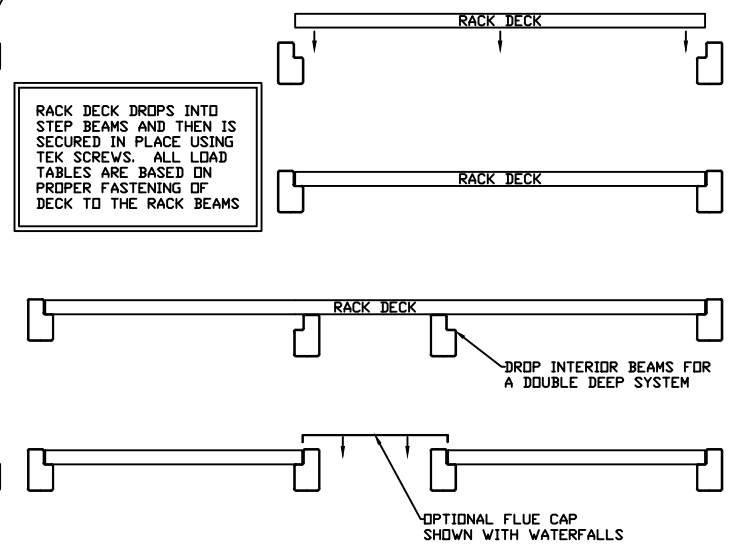


**B-CORRUGATED RACK DECK
108" BEAM (36 + 36 + 36T):**




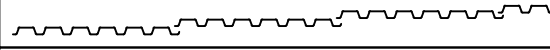
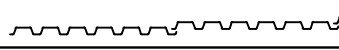
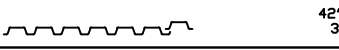
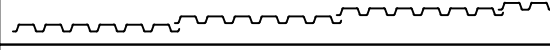
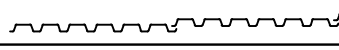
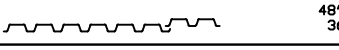
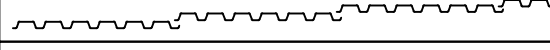
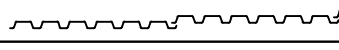
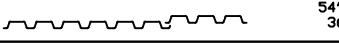
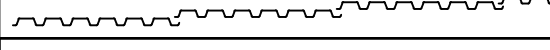
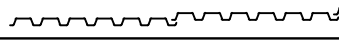
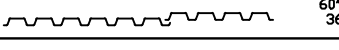


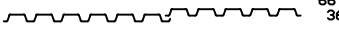


RECOMMENDED TEK FASTENER LOCATIONS

RACK DECK DROPS INTO STEP BEAMS AND THEN IS SECURED IN PLACE USING TEK SCREWS. ALL LOAD TABLES ARE BASED ON PROPER FASTENING OF DECK TO THE RACK BEAMS



TYPICAL DECK COVERAGES:

	114' BEAM 36+36+36+6T		72' BEAM 36+36T		36' BEAM 36T
	120' BEAM 36+36+36+12T		78' BEAM 36+36+6T		42' BEAM 36+6T
	126' BEAM 36+36+36+18T		84' BEAM 36+36+12T		48' BEAM 36+12T
	132' BEAM 36+36+36+24T		90' BEAM 36+36+18T		54' BEAM 36+18T
	138' BEAM 36+36+36+30T		96' BEAM 36+36+24T		60' BEAM 36+24T
	144' BEAM 36+36+36+36		102' BEAM 36+36+30T		66' BEAM 36+30T


MAY SUBSTITUTE 2@12T FOR 1@24T
(SAME DECK COVERAGE)


PLEASE NOTE THAT ALL PRODUCTS DETAILED ABOVE ARE AVAILABLE WITH PERFORATONS FOR SPRINKLER DRAINAGE